



**Atlanta GA**  
 2560 Moreland Avenue SE  
 Atlanta, GA 30315  
 (404) 622-1921

# Customer Proposal Letter

DeKalb County Georgia Department of Purchasing and Contracting  
 1300 COMMERCE DRIVE  
 DECATUR, 30030  
 (404) 297-3280

Tommy, thank you for the opportunity to earn your business. We look forward to working with you on your business needs. Please accept the following proposal.

## VEHICLE

Make Isuzu Model NRR Year 2024 Stock Number To Be Determined

Additional Vehicle and Accessories Description To be delivered on or about \_\_\_\_\_

2024 Isuzu NRR chassis with service body (including crane and compressor) delivered to Dekalb.  
 This price includes the DOAS Fee.  
 State of Georgia Contract # 99999-SPD-SPD0000155-0001


| Quantity                                | 1            | Total        |
|---|--------------|--------------|
| Truck Price per Unit                    | \$211,731.00 | \$211,731.00 |
| Georgia State Contract Discount         | -7,000.00    | -7,000.00    |
| Net Sales Price                         | \$204,731.00 | \$204,731.00 |
| Optional Extended Warranty              |              |              |
| State Sales Tax                         |              |              |
| Documentary Fee                         |              |              |
| Administration Fee                      |              |              |
| Vehicle Inventory Tax                   |              |              |
| Additional Taxes                        |              |              |
| Tire Recycling Program                  |              |              |
| Battery Disposal Fee                    |              |              |
| Out of State Vehicle Fee                |              |              |
| Rebate(s)                               |              |              |
| Total Sales Price (Including Rebate(s)) |              | \$204,731.00 |
| Trade Allowance (see DISCLAIMER Below)  |              | \$0.00       |

|  |                 |                    |
|--|-----------------|--------------------|
| Sales Representative                         | _____           | Kurt Hohlstein     |
| Purchaser                                    | signature _____ | printed name _____ |
|  | signature _____ | printed name _____ |
| Accepted by Sales Manager or General Manager | title _____     | date _____         |
|  | signature _____ | printed name _____ |

Kurt Hohlstein  
11-20-2023

**Quote good until** **Note: The above Customer Proposal is a quotation only. Sale terms subject to approval of Sales Manager of Dealer.**

DISCLAIMER: Any order based on this Proposal subject to Customer executing Dealer's standard form Retail Purchase Order incorporating above terms. Any documentary fees, state tax, title, registration and license fees subject to adjustment and change. Actual F.E.T. to be paid by Dealer, subject to adjustment. Any F.E.T. variance will be responsibility of Dealer. Manufacturer has reserved the right to change the price to Dealer of any vehicle not currently in Dealer's stock, without notice to Dealer. If Quoted Vehicle(s) not currently in Dealer's stock, Dealer reserves right to change Quotation Total to reflect any price increases from Manufacturer. This Proposal is based upon Dealer's current and expected inventory, which is subject to change. Dealer not obligated to retain any specific vehicles in stock, nor maintain any specific inventory level. Dealer shall not be obligated to fulfill Proposal in event quoted vehicle(s) not in stock or available within requested delivery schedule at time Proposal accepted. Dealer shall not be liable for any delay in providing or inability to provide Quoted Vehicle(s), where such inability or delay is due, in whole or in part, to any cause beyond the reasonable control of Dealer or is without the gross negligence or intended misconduct of Dealer. Above listed Trade Value based upon current appraisal of Trade Vehicle(s). Dealer may adjust Trade Value of Trade Vehicle(s) to reflect changes in condition and/or mileage of Trade Vehicle(s) between date of current appraisal and acceptance of this Proposal by Customer.



# RUSH ISUZU TRUCK ATLANTA

William "Kurt" Hohlstein jr

## DEKALB COUNTY 19,500 Diesel Utility Body



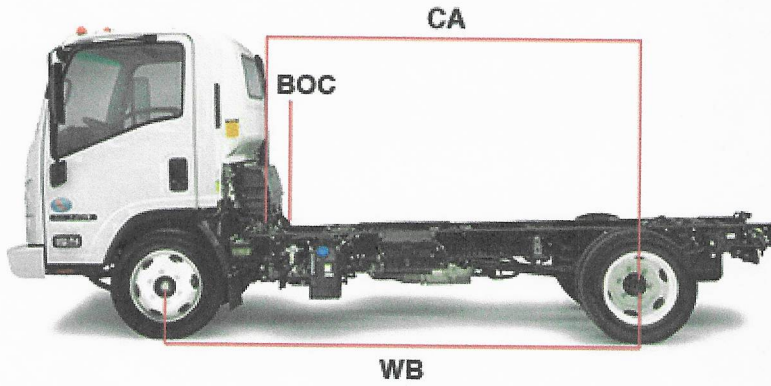
Current report content is based on data as of 2023-03-29 05:46:30. Any performance-related calculations are offered solely as guidelines. Actual vehicle performance will depend on your operating conditions. All Information, specifications and pricing in this application are based on the latest information available. Isuzu Commercial Truck of America, Inc. reserves the right to discontinue or change, at any time, without prior notice, the pricing, specifications, options, materials, equipment, design and models.

# RUSH ISUZU TRUCK ATLANTA

William "Kurt" Hohlstein jr

DEKALB COUNTY 19,500 Diesel Utility Body (2024 NRR Cab Chassis, 3U1 109"WB, 86.5"CA, 19,500 GVWR. White, 30 Gallon Stainless Steel In-Rail Fuel Tank with power windows, power door locks and air conditioning

## Weight Distribution



|                         |             |
|-------------------------|-------------|
| Driver/Passenger Weight | 350.0 lbs.  |
| Wheelbase (WB)          | 109 inches  |
| Cab-to-Axle (CA)        | 86.5 inches |
| Body Length             |             |
| Body Weight             |             |
| Back of Cab (BOC)       | 7.7 inches  |

**\*\* You must fill in body length and weight to enable body and payload weight calculations.**

|                                 |                |     |
|---------------------------------|----------------|-----|
| <b>Front Wt.</b>                | 4,538.10 lbs.  | 66% |
| <b>Rear Wt.</b>                 | 2,343.00 lbs.  | 34% |
| <b>GVWR</b>                     | 19,500.00 lbs. |     |
| <b>GVW</b>                      | 6,881.10 lbs.  |     |
| <b>Remaining Payload Weight</b> | 12,618.90 lbs. |     |

| Weight (lbs.)       | Front           | Rear            | Total           |
|---------------------|-----------------|-----------------|-----------------|
| Chassis             | 4,163.00        | 2,340.00        | 6,503.00        |
| Chassis Equipment   | 25.10           | 3.00            | 28.10           |
| Subtotal            | 4,188.10        | 2,343.00        | 6,531.10        |
| Driver/Passengers   | 350.00          | 0.00            | 350.00          |
| Body/Body Equipment | 0.00            | 0.00            | 0.00            |
| Payload             | 0.00            | 0.00            | 0.00            |
| <b>Total</b>        | <b>4,538.10</b> | <b>2,343.00</b> | <b>6,881.10</b> |
| GAWR/GVWR           | 7,275.00        | 13,660.00       | 19,500.00       |
| GCWR                |                 |                 | 25,500.00       |


## Chassis Equipment:

| Code | Item   | Center of Gravity | Front Axle | Rear Axle | Total      |
|------|--|-------------------|------------|-----------|------------|
| 54   | White, 30 Gallon Stainless Steel In-Rail Fuel Tank with power windows, power door locks and air conditioning |                   | 0.00 lbs.  | 0.00 lbs. | 0.00 lbs.  |
| WAG  | 60 months / 200,000 Miles PLUS   |                   | 0.00 lbs.  | 0.00 lbs. | 0.00 lbs.  |
| IF6  | Fire Extinguisher and Triangle Kit mounted in rear organizer on standard cab and under rear seat on crew cab |                   | 19.00 lbs. | 0.00 lbs. | 19.00 lbs. |
| UZF  | Back up alarm  |                   | 0.00 lbs.  | 1.00 lbs. | 1.00 lbs.  |
| IH2  | Engine emergency shutdown system HWT, LWL, LOP   |                   | 0.00 lbs.  | 0.00 lbs. | 0.00 lbs.  |
| IL9  | PTO enable switch and engine idle up switch recommended for PTO and idle applications only                   |                   | 0.10 lbs.  | 0.00 lbs. | 0.10 lbs.  |
| I8L  | High visibility seat belt (driver and RH passenger seat)   |                   | 0.00 lbs.  | 0.00 lbs. | 0.00 lbs.  |
| I2V  | Audio System with 7" diagonal color touch-screen with backup camera (camera shipped loose)                   |                   | 2.00 lbs.  | 2.00 lbs. | 4.00 lbs.  |
| I0W  | Heated dual remote control mirrors (17" head)  |                   | 4.00 lbs.  | 0.00 lbs. | 4.00 lbs.  |
| I3Z  | Spare keys (2 additional, 4 keys in total)   |                   | 0.00 lbs.  | 0.00 lbs. | 0.00 lbs.  |
| I4I  | 30 Gallon Stainless Steel In-Rail Fuel Tank  |                   | 0.00 lbs.  | 0.00 lbs. | 0.00 lbs.  |

## Driver/Passengers:

|        | Center of Gravity | Front Axle  | Rear Axle | Total      |
|--------|-------------------|-------------|-----------|------------|
| Driver | front axle        | 350.00 lbs. | 0.00 lbs. | 350.0 lbs. |

Current report content is based on data as of 2023-03-29 05:46:30. Any performance-related calculations are offered solely as guidelines. Actual vehicle performance will depend on your operating conditions. All Information, specifications and pricing in this application are based on the latest information available. Isuzu Commercial Truck of America, Inc. reserves the right to discontinue or change, at any time, without prior notice, the pricing, specifications, options, materials, equipment, design and models.



# RUSH ISUZU TRUCK ATLANTA

William "Kurt" Hohlstein jr

DEKALB COUNTY 19,500 Diesel Utility Body (2024 NRR Cab Chassis, 3U1 109"WB, 86.5"CA, 19,500 GVWR. White, 30 Gallon Stainless Steel In-Rail Fuel Tank with power windows, power door locks and air conditioning

## Selected Model and Options

| Model                   | Code    | Description  | Weight   |
|-------------------------|---------|--|----------|
|                         | 3U1     | NRR Cab Chassis 109"WB, 86.5"CA  |          |
|                         | 54      | White, 30 Gallon Stainless Steel In-Rail Fuel Tank with power windows, power door locks and air conditioning   |          |
| <b>Tires</b>            |         |  |          |
|                         | I5H     | LRR (low rolling resistance)   | 0.0 lbs. |
| <b>Engine</b>           |         |  |          |
|                         | I1B     | 4HK1-TC, diesel engine 317 CID (5.19L), 215 HP at 2550 RPM: 452 ft.-lb. gross torque at 1850 RPM. 4 cylinder, 16 valve, four cycle, overhead cam, turbocharged, inter-cooled, water cooled EGR valve, direct injection, electronically controlled common rail fuel system, engine cruise control function. Oil level check switch and light. Engine Warning system with audible warning for low oil pressure, high coolant temperature, and low coolant level. | 0.0 lbs. |
| <b>Transmission</b>     |         |  |          |
|                         | I1W     | Aisin A465id 6-speed automatic transmission, Ratios: 3.742, 2.003, 1.343,  | 0.0 lbs. |
| <b>Wheelbase</b>        |         |  |          |
|                         | IA8     | 109 inches, includes ladder type channel frame. Full C section straight frame 33.5 inches wide. Yield strength 44,000 psi; section modulus 7.20 in3 RBM 316,800 lb./ft./in. per rail. 86.5"CA  | 0.0 lbs. |
| <b>Air Cleaner</b>      |         |  |          |
|                         | KNX     | Dry Paper single element. (Donaldson brand) Air cleaner canister standard with air restriction indicator in the driver's Multi-Information Display (MID).  | 0.0 lbs. |
| <b>Alternator</b>       |         |  |          |
|                         | I2C     | 140 AMP. with integral regulator.  | 0.0 lbs. |
| <b>Battery</b>          |         |  |          |
|                         | IX1     | Dual 12-Volt maintenance free group 31 750 CCA batteries with threaded posts   | 0.0 lbs. |
| <b>Exhaust</b>          |         |  |          |
|                         | IX7     | Single horizontal with DPF/SCR exhaust system  | 0.0 lbs. |
| <b>Front Axle</b>       |         |  |          |
|                         | IZ6     | "I"-beam rated at 7,275 lbs. Includes integral hydraulic power steering. Ratio 18.8-20.9:1.  | 0.0 lbs. |
| <b>Front Suspension</b> |         |  |          |
|                         | ID8     | 8440 lbs. Capacity semi elliptical tapered leaf spring. Includes shock absorbers and stabilizer bar  | 0.0 lbs. |
| <b>Front Wheels</b>     |         |  |          |
|                         | IB9     | 19.5" x 6", 6-hole disc, painted white   | 0.0 lbs. |
| <b>Front Tires</b>      |         |  |          |
|                         | XTN/R3M | 225/70R19.5F (12 ply) tubeless Radial, all season  | 0.0 lbs. |
| <b>Rear Suspension</b>  |         |  |          |
|                         | ID9     | 14,550 lbs. capacity. Semi-elliptical main and   | 0.0 lbs. |

Current report content is based on data as of 2023-03-29 05:46:30. Any performance-related calculations are offered solely as guidelines. Actual vehicle performance will depend on your operating conditions. All Information, specifications and pricing in this application are based on the latest information available. Isuzu Commercial Truck of America, Inc. reserves the right to discontinue or change, at any time, without prior notice, the pricing, specifications, options, materials, equipment, design and models.

# RUSH ISUZU TRUCK ATLANTA


William "Kurt" Hohlstein jr

DEKALB COUNTY 19,500 Diesel Utility Body (2024 NRR Cab Chassis, 3U1 109"WB, 86.5"CA, 19,500 GVWR. White, 30 Gallon Stainless Steel In-Rail Fuel Tank with power windows, power door locks and air conditioning

## Selected Model and Options

|                                       | Code    | Description   | Weight    |
|---------------------------------------|---------|---|-----------|
| <b>Rear Axle</b>                      |         | auxiliary multi-leaf springs. Includes shock absorbers.   |           |
| <b>Ratio</b>                          | ID3     | Single-speed, 14,550 lb. capacity with oil lubricated rear wheel bearings.  | 0.0 lbs.  |
| <b>Rear Wheels</b>                    | 011     | 5.571:1   | 0.0 lbs.  |
| <b>Rear Tires</b>                     | IC1     | 19.5" x 6", 6-hole disc, painted white  | 0.0 lbs.  |
| <b>Fuel Tank</b>                      | YTN/S3M | 225/70R19.5F (12 ply) tubeless Radial, all season tread.  | 0.0 lbs.  |
| <b>Seat</b>                           | I4I     | 30 Gallon Stainless Steel In-Rail Fuel Tank   | 0.0 lbs.  |
| <b>Brakes</b>                         | AQB     | Driver seat is reclining high back. Two single occupant fold down seats with tray backs.  | 0.0 lbs.  |
| <b>Air Conditioning</b>               | K40     | Butterfly valve type exhaust brake  | 0.0 lbs.  |
|                                       | IE1     | Vacuum + Power Assist; hydraulic 4-wheel disc brakes with 4-channel ABS. Mechanical, transmission mounted parking brake. Non-asbestos semi metallic linings are standard. | 0.0 lbs.  |
| <b>Power Windows &amp; Door Locks</b> | C60     | Air conditioner   | 0.0 lbs.  |
| <b>Floor Mats</b>                     | IL0     | Yes   | 0.0 lbs.  |
| <b>Model Option</b>                   | IQ6     | Standard Floor Mats   | 0.0 lbs.  |
| <b>Additional Options</b>             | 54      | White, 30 Gallon Stainless Steel In-Rail Fuel Tank with power windows, power door locks and air conditioning  | 0.0 lbs.  |
|                                       | IF6     | Fire Extinguisher and Triangle Kit mounted in rear organizer on standard cab and under rear seat on crew cab  | 19.0 lbs. |
|                                       | UZF     | Back up alarm   | 1.0 lbs.  |
|                                       | IH2     | Engine emergency shutdown system HWT, LWL, LOP  | 0.0 lbs.  |
|                                       | IL9     | PTO enable switch and engine idle up switch recommended for PTO and idle applications only  | 0.1 lbs.  |
|                                       | I8L     | High visibility seat belt (driver and RH passenger seat)  | 0.0 lbs.  |
|                                       | I2V     | Audio System with 7" diagonal color touch-screen with backup camera (camera shipped loose)  | 4.0 lbs.  |
|                                       | I0W     | Heated dual remote control mirrors (17" head)   | 4.0 lbs.  |

Current report content is based on data as of 2023-03-29 05:46:30. Any performance-related calculations are offered solely as guidelines. Actual vehicle performance will depend on your operating conditions. All Information, specifications and pricing in this application are based on the latest information available. Isuzu Commercial Truck of America, Inc. reserves the right to discontinue or change, at any time, without prior notice, the pricing, specifications, options, materials, equipment, design and models.



# RUSH ISUZU TRUCK ATLANTA

William "Kurt" Hohlstein jr

DEKALB COUNTY 19,500 Diesel Utility Body (2024 NRR Cab Chassis, 3U1 109"WB, 86.5"CA, 19,500 GVWR. White, 30 Gallon Stainless Steel In-Rail Fuel Tank with power windows, power door locks and air conditioning

## Selected Model and Options

|                          | Code | Description  | Weight   |
|--------------------------|------|--|----------|
| <b>Assistance System</b> | I3Z  | Spare keys (2 additional, 4 keys in total)                                     | 0.0 lbs. |
|                          | I5I  | Electronic Vehicle Stability Control (EVSC) include ASR (Anti-Slip Regulation) | 0.0 lbs. |
| <b>Accessories</b>       | IX2  | Rear body dome lamp switch   | 0.1 lbs. |
|                          | 8RP  | AM/FM/CD radio with Aux input/USB port and Bluetooth RPO                       | 0.0 lbs. |
| <b>Extended Warranty</b> | WAG  | 60 months / 200,000 Miles PLUS   | 0.0 lbs. |

Current report content is based on data as of 2023-03-29 05:46:30. Any performance-related calculations are offered solely as guidelines. Actual vehicle performance will depend on your operating conditions. All information, specifications and pricing in this application are based on the latest information available. Isuzu Commercial Truck of America, Inc. reserves the right to discontinue or change, at any time, without prior notice, the pricing, specifications, options, materials, equipment, design and models.



Knapheide Truck Equipment - Griffin  
 2570 N Expressway  
 Griffin GA 30223  
 Phone: 770-227-4688  
 Fax: 770-227-0106  
 atlanta.knapheide.com

**QUOTATION**

Quote ID: MGR0000059

Page 1 of 4

**Customer:** RUSH ENTERPRISES  
 4000 IRVING BLVD  
 DALLAS TX 75247

**Quote Number:** MGR0000059  
**Quote Date:** 11/8/2023  
**Quote valid until:** 12/8/2023

**Contact:**  
 Phone: 800-422-7416  
 Fax: 1-214-638-6121

**By:** Prepared Manager  
**Salesperson:** MIKE PRINCE  
**PO#:**

**Enduser:**

|                      |                         |                          |                         |
|----------------------|-------------------------|--------------------------|-------------------------|
| <b>Make:</b> ISUZU   | <b>Model:</b> NRR       | <b>Year:</b> 2023        | <b>Single/Dual:</b> DRW |
| <b>Cab Type:</b> COE | <b>Wheelbase:</b> 109.0 | <b>Cab-to-Axle:</b> 87.0 | <b>VIN:</b>             |

| QTY | PART NUMBER          | DESCRIPTION   | UNIT PRICE  | AMOUNT             |
|-----|----------------------|---|-------------|--------------------|
|     |                      | <b>ADD CAMERA SYSTEM / ADD ON OR FACTORY PROVIDED</b>   |             |                    |
| 1   | CAMERA INSTALL       | FACTORY INSTALL OF LOOSE PROVIDED CAMERA, LABOR ONLY  | \$180.00    | <b>\$180.00</b>    |
| 1   | SPRAYLINE CARGO 11-K | SPRAYLINE CARGO AREA ON 11' SERVICE BODY (FLOOR, COMPARTMENT BACKS, INSIDE OF BULKHEAD, TAILGATE)   | \$900.00    | <b>\$900.00</b>    |
| 1   | SPRAYLINE BUMPER -K  | SPRAYLINE SERVICE BODY BUMPER   | \$150.00    | <b>\$150.00</b>    |
|     |                      | <b>ELECTRIC BRACKE CONTROL</b>  |             |                    |
| 1   | BUYE BC2AP           | BRAKE CONTROLLER (2) AXLE PROP  | \$453.69    | <b>\$453.69</b>    |
| 1   | KNAP 6132DL-44       | 6132DL-44 Crane Body includes:-----C5228-23<br>1 N 6132DL-44 Crane Body includes:<br>3pt t-handle latches<br>(6) d-rings in cargo floor<br>LED light kit (loose)<br>(2) chrome grab handles (loose)<br>OVERALL LENGTH: ----- 133-1/4" CURBSIDE<br>COMPARTMENTATION:<br>OVERALL WIDTH: ----- 94" 1V = 34" in length x 44" high<br>FLOOR WIDTH: ----- 50" 2V = 21-1/4" in length x 44" high<br>SIDE COMPARTMENT HEIGHT: ----- 44" H = 52-3/4" in length x 22-1/2" high<br>SIDE COMPARTMENT DEPTH: ----- 22" 3V = 25-1/4" in length x 60" high<br>FLOOR HEIGHT: ----- 24" STANDARD SHELVING: No standard shelving provided<br>STREETSIDE COMPARTMENTATION: All vertical compartments include shelf<br>1V = 34" in length x 44" high clips for use with optional shelving.<br>2V = 21-1/4" in length x 44" high Horizontal compartments have provisions for<br>H = 52-3/4" in length x 22-1/2" high optional bolt-in divider shelves.<br>3V = 25-1/4" in length x 60" high WARRANTY: Standard Knapheide Limited Warranty<br>1 Y 20"D Compart IL0 22"D<br>1 N Kit mtg 84CA Internationl<br>1 Y Spec Fenderskirt Cutout<br>1 Y Fenderette Holes Inst SP<br>1 N Fender Crown Rubber-Pair<br>2 Y Access Door/Gate 1V installed below the front vertical compts to | \$56,341.83 | <b>\$56,341.83</b> |



Knapheide Truck Equipment - Griffin  
 2570 N Expressway  
 Griffin GA 30223  
 Phone: 770-227-4688  
 Fax: 770-227-0106  
 atlanta.knapheide.com

**QUOTATION**

Quote ID: MGR0000059

Page 2 of 4

| QTY | PART NUMBER   | DESCRIPTION   | UNIT PRICE  | AMOUNT      |
|-----|---------------|---|-------------|-------------|
|     |               | access<br>equipment on both sides of chassis.<br>1 Y Master Locking System<br>1 N Bumper ay 94J W/REC 12"D<br>1 Y Chain Style Tailgate ILO slam style.<br>1 Y Ladder Box Asy w/Roller shipped loose<br>2 N Bolt-on Grab Hndle Ay 10" (2) total loose<br>1 Y Outrigger Receiver Bumper Does not include outriggers.<br><br>STREETSIDE (Left)<br>2 Y Adjustable Shelf L1V (2) total<br>2 Y Adjustable Shelf L2V (2) total<br>1 Y C-Tech 4 Drawer Unit LH 4-3"H drawers 250# capacity includes liner<br>no dividers drawer fronts painted Red aluminum construction installed in<br>street side horizontal compartment<br>1 Y Raised Compart 60"H LRV Standard shelving and shelf clips to<br>remain.<br>2 Y Adjustable Shelf LRV (2) total<br>10" below top of compt to 10" above floor of compt<br>1 Y Reinforce Compart Top L1V For vanair Viper D60<br>1 Y TP OLay on Compt Bk-Strt 1/8" TP<br>1 Y TP OLay on Compt Tp-Strt 1/8" TP<br>1 Y Mount Plate-Compressor installed<br><br>CURBSIDE (Right)<br>2 Y Adjustable Shelf R1V (2) total<br>2 Y Adjustable Shelf R2V (2) total<br>1 Y C-Tech 5 Drawer Unit RH 5-3"H drawers 250# capacity includes liner<br>no dividers drawer fronts painted Red aluminum construction installed in<br>curb side horizontal compartment<br>1 Y Raised Compart 60"H RRV Standard shelving and shelf clips to<br>remain.<br>2 Y Adjustable Shelf RRV (2) total<br>10" below top of compt to 10" above floor of compt<br>1 Y Crane Mtg Plate Spec RRV venturo et6k<br><br>The following options may be added:<br>Opt# Qty Ins Item Description Notes/Specifications Price<br>1 1 N LED Compartment Lights Shipped loose<br>2 1 Y Paint Knap White 132 Interior and Exterior of body painted<br>Knapheide white. Some<br>touch up may be required by distributor after shipment andhandling.<br>3 1 Y Finish Paint Ladder Rack Finish paint ladder rack Knapheide White<br>4 1 N Outriggers, manual OUT/DO STELLAR # 12646 |             |             |
| 1   | VENC ET6K     | ET6K W/ WIRELESS REMOTE   | \$16,356.87 | \$16,356.87 |
| 1   | VENC 21440    | BOOM REST FOR ET8KX   | \$495.25    | \$495.25    |
| 1   | VENC 24838-5  | KNAPHEIDE PAINT SCHEME: TECH W<br>TECH WHITE  |             |             |
| 1   | OUTS LABOR    | OUTSOURCED LABOR FOR SPRING UPGRADE   | \$1,200.00  | \$1,200.00  |
| 65  | MISC SUPPLIES | INSTALLATION SUPPLIES AND FITTINGS FOR WATER TANK<br>PLUMPING SPIGOT TO OUTSIDE OF SERVICE BODY   | \$1.56      | \$101.40    |
| 2   | BUYE 1492118  | LIGHT FLOOD 12-24 VDC 6 LED CL<br>EAR MOUNTED REAR CORNERS OF BODY  | \$162.12    | \$324.24    |
| 1   | LAB FAB       | CRIMPING TOOL BOX, HORIZONTAL STORAGE TRAYS AND<br>VERTICAL HOSE STORAGE SETUP IN THE CARGO AREA.   | \$8,057.66  | \$8,057.66  |
| 1   | LAB FAB       | TUBULAR FRAME FOR WHELEN TRAFFIC ADVISOR  | \$1,189.06  | \$1,189.06  |





Knapheide Truck Equipment - Griffin  
 2570 N Expressway  
 Griffin GA 30223  
 Phone: 770-227-4688  
 Fax: 770-227-0106  
 atlanta.knapheide.com

**QUOTATION**

Quote ID: MGR0000059

Page 3 of 4

| QTY | PART NUMBER          | DESCRIPTION   | UNIT PRICE   | AMOUNT       |
|-----|----------------------|---|--------------|--------------|
| 1   | AMAZ DCI-WS2020      | LOKHEN PREMIUM TRUCK MOUNTED H<br>GP REWORK   | \$417.07     | \$417.07     |
| 1   | VENC 22946-250       | CIRCUIT BREAKER<br>WITH RADIO REMOTE  | \$232.57     | \$232.57     |
| 1   | HOME 204264791       | WILTON 6" MECH. VISE W/ SWIVEL  | \$838.66     | \$838.66     |
| 1   | KNAP 67910780        | ADAPTER TO CONVERT FROM 3 LIGHT TO 2 (REQUIRED ON ALL<br>IMPORT CHASSIS)  | \$315.44     | \$315.44     |
| 1   | MISC HYD             | MISC HYD HOSES / FITTINGS   | \$200.00     | \$200.00     |
| 1   | MISC SUPPLIES        | SUPPLY ITEMS  | \$100.00     | \$100.00     |
| 1   | DISCOUNT             | MUNI DISCOUNT   | (\$1,500.00) | (\$1,500.00) |
| 1   | GRAI 444M76          | PURELL Soap Dispenser: CS6, Foam/Gel/Liquid, 1,200 mL Refill Size,<br>Gray, Plastic   | \$110.27     | \$110.27     |
| 1   | AMAZ 10410BA         | Little Giant Ladder Systems 10410BA Safety Step Ladder Four Step with<br>Bar, 2 x 11-Inch   | \$492.03     | \$492.03     |
| 1   | WHEL TA45B72         | TRAFFIC ADVISOR DUAL LED WITH CONTROLLER. *MOUNTING<br>LOCATION TO BE DETERMINED*   | \$2,526.28   | \$2,526.28   |
| 1   | REEL 7850-OLP        | AUTOMATIC RETRACTABLE HOSE REEL W/50' OF 1/2" HOSE AND<br>STOP BALL   | \$625.01     | \$625.01     |
| 1   | GRAI 4TDR9           | REFLECTIVE ACRYLIC CONSPICUITY TAPE   | \$483.37     | \$483.37     |
| 1   | COLL 00181589        | Parkrimp Hose Crimpers -----QUOTE 00181589<br><br>85C-061L - KARRY-KRIMP II<br>0020 82C-OAP - PA1500<br><br>DIES:<br>80C-E04 DIES 8207.30.0000<br>80C-E06 DIES 8207.30.0000<br>80C-E08 DIES 8207.30.0000<br>80C-E10 DIES 8207.30.0000<br>80C-E12 DIES 8207.30.0000<br>80C-E16 DIES 8207.30.0000<br>80C-A04 DIE 8207.30.0000<br>80C-A05 43 SERIES DIE 8207.30.0000<br>80C-A06 43 SERIES DIE 8207.30.0000<br>80C-A08 43 SERIES DIE 8207.30.0000<br>80C-A10 43 SERIES DIE 8207.30.0000<br>80C-A12 43 SERIES DIE 8207.30.0000 | \$16,699.94  | \$16,699.94  |
| 1   | VANA 050847-002      | VIPER D60, 150 PSI MAX LESS FUEL TANK (ETR)<br>KUBOTA D902 24.8HP T4F DIESEL ENGINE<br>60 CFM @ 150 PSIG @ 3600 RPM   | \$21,069.36  | \$21,069.36  |
| 1   | VANA JP-12-10000-003 | JUMP PACK 12V 10000AMP  | \$1,142.12   | \$1,142.12   |

Total Due(Sales tax not included)

The following options may be added:

| QUANTITY | DESCRIPTION | PRICE EACH | AMOUNT | ADD TO QUOTE |
|----------|-------------|------------|--------|--------------|
|----------|-------------|------------|--------|--------------|



**Knapheide Truck Equipment - Griffin**  
 2570 N Expressway  
 Griffin GA 30223  
 Phone: 770-227-4688  
 Fax: 770-227-0106  
 atlanta.knapheide.com

**QUOTATION**

Quote ID: MGR0000059

Page 4 of 4

| QUANTITY | DESCRIPTION | PRICE EACH | AMOUNT | ADD TO QUOTE |
|----------|-------------|------------|--------|--------------|
|          |             |            |        | Yes / No     |

**Notes:**

MUNICIPAL QUOTE FOR DEKALB COUNTY

\*\*\*OPTIONAL ITEMS INCLUDED IN FINAL PRICE OF QUOTE\*\*\*

- 1 1 N LED Compartment Lights Shipped loose
- 2 1 Y Paint Knap White 132 Interior and Exterior of body painted Knapheide white.  
Some touch up may be required by distributor after shipment and handling.
- 3 1 Y Finish Paint Ladder Rack Finish paint ladder rack Knapheide White
- 4 1 N Outriggers, manual OUT/DO STELLAR # 12646

This Quote is subject to the following terms and conditions:

**Credit Card Policy**

We do not accept credit cards for payment of any order in excess of \$3,000.00. For other orders, we do accept MasterCard, American Express, Visa and Discover cards for payment.

**Pricing Policy**

- Price Quotation is good on orders received through the expiration date.
- Pricing quoted applies to chassis make/model originally provided and quantity quoted. Any change may result in price change.
- Orders are subject to all applicable state, local and federal excise taxes. Applicable taxes will be applied on final billing to customer upon completion of order.
- Knapheide Truck Equipment must be in possession of the vehicle for this order within 90 days of quote acceptance or the order can be subject to price adjustments due to cost increases for materials, labor, and shop supplies

**Payment Policy**

- Payment Terms are due upon receipt of signed quote unless prior credit agreement has been established at the time of order.
- Payment terms for customers with an established credit account will be Net 30 from date of invoice.
- Knapheide has right to assess late charges at 1.5% per month on all invoices that are 60 days or more past due.

**Return Policy**

- All sales are final. Purchased parts or products are non returnable.

**Cancellation Policy**

- Payment is due in full upon cancellation of any orders for non-stocked parts or products (provided part/product has been ordered by Knapheide) and upon cancellation of installation orders, once product installation has begun.

Customer agrees and understands this Quote is an offer to sell subject to the terms and conditions above and any additional terms or modifications are hereby objected to, unless mutually agreed upon in writing by Customer and Knapheide. The undersigned represents and warrants that he/she is duly authorized to sign below on behalf of Customer and thereby accepts offer and Knapheide will begin processing the order.

*Knapheide Truck Equipment Center is not responsible for loss of or damage to the vehicle due to or arising from fire, weather, theft or any other cause except the sole negligence of Knapheide Truck Equipment Center. Knapheide Truck Equipment Center is not responsible for any loss or damage to articles of personal property that have been left in the vehicle or for loss or damage to bodies, trailers or special equipment, including any cargo, materials or supplies carried on or in such bodies, trailers or special equipment, whatever the cause.*

Customer must fill out the information below before the order can be processed...

|                                   |              |
|-----------------------------------|--------------|
| Signature & Print<br>Accepted by: |              |
| Date:                             |              |
| P.O. number:                      | Dealer Code: |